

EURO VAC MINI

LOW PRESSURE DRAINAGE SYSTEM

LOW PRESSURE POST-SURGERY WOUND DRAINAGE SYSTEM 100% CLOSED-CIRCUIT CONTINUOUS AND CONSTANT ASPIRATION

- Aspiration pressure: 40 mmHg.
- Soft connector for inserting PVC and silicone drains from CH 10 to CH 18 (silicone drains require a special adaptor)
- Closed circuit system with three non-return valves that make clamp handling unnecessary and promote hands-free operation.
- Extremely easy to use. Connect the drain and just compress the aspiration unit.
- Double hook for fixing the device to the patient's bed.
- The aspiration bag is emptied into the collection bag without interrupting the circuit.
- It is possible to remove the collection bag to allow the patient to deambulate more comfortably.
- Aspiration bag: volume 200ml., graduated.
- Lower collection bag: volume 500ml., graduated and equipped with an anti-bacterial filter.
- Sterilized by gamma rays and packaged in a double easy-peel blister.
- Aspiration bag: polyurethane
Collection bag: PVC
Non-return valves: silicone, PVC
Tubes: PVC, connectors: styrolux, caps: flexirene
- Latex free. Invasive.



CE

0476

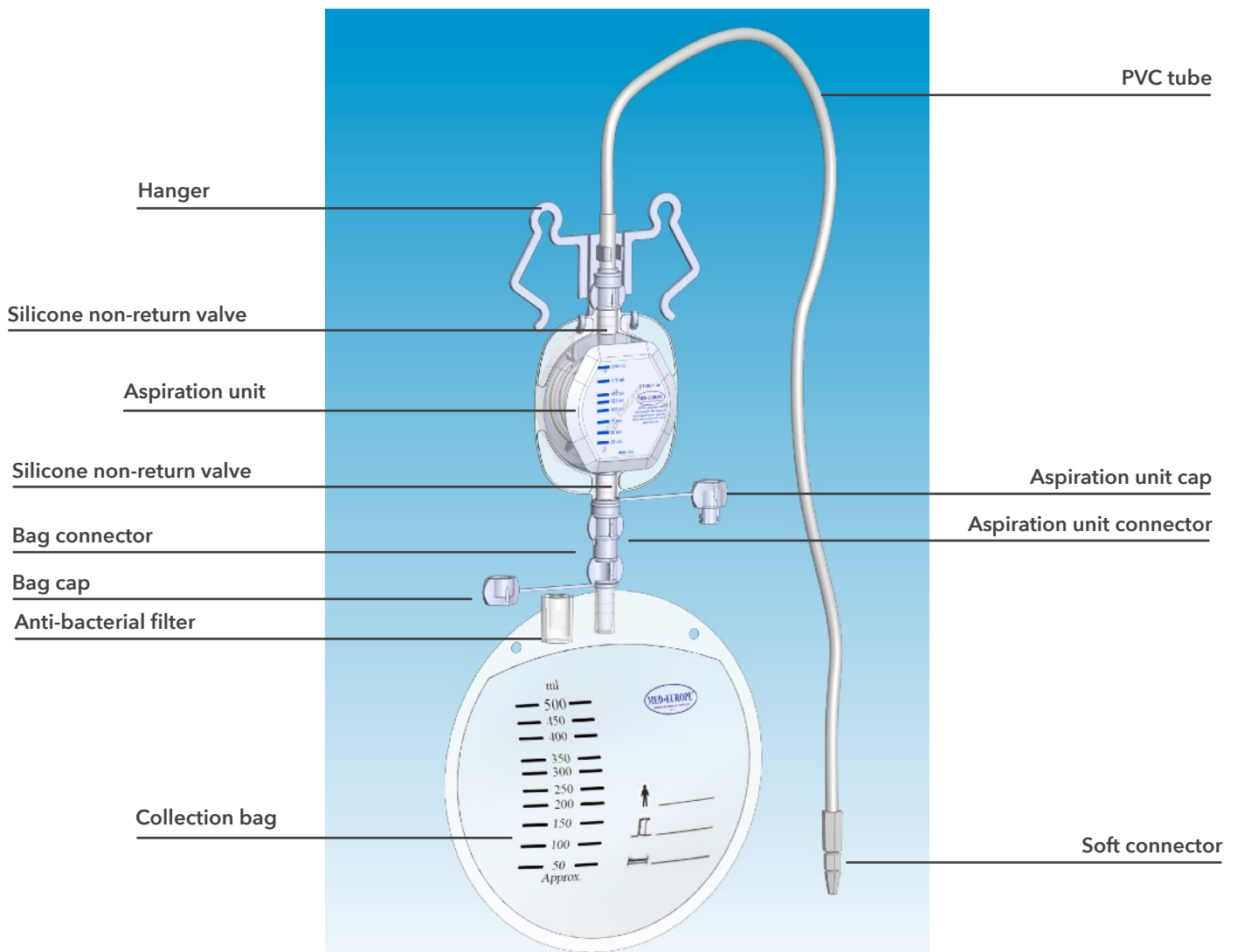
CLASS IIa
RULE 7

STERILE R



EURO VAC SYSTEM ADVANTAGES

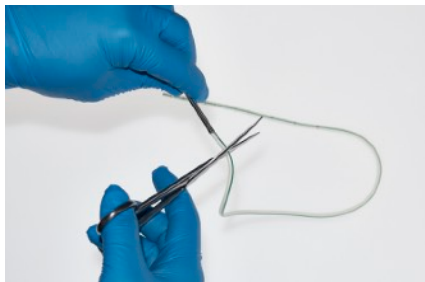
Euro Vac is an extremely easy to use and cost-effective system that ensures more rapid and secure post-surgery wound healing.



- Euro Vac's special non-return valves make clamp handling unnecessary, thus leaving the operator's hands free for emptying procedure. Moreover, the absence of clamps ensures that there is no risk of clamp accidental opening leading to potentially hazardous fluid backflow in the system. So Euro Vac is the safest and the most economical low pressure drainage system on the market.
- When the compressed aspiration unit has returned completely to its initial state, the passive draining starts (when Euro Vac is positioned below the wound level). In this way, the system's total capacity gains 200 ml of extra volume.
- It is possible to remove the collection bag to allow the patient to deambulate more comfortably. The aspiration unit remains perfectly sealed, even with the lower bag removed.

DRAIN ATTACHMENT

- The soft connector allows to attach PVC and silicone drains from CH 10 to CH 18.
- Cut the connector to the needed size and insert the drain all the way inside.
- Silicone drains require special adaptors.



VACUUM CREATION / EMPTYING PROCEDURE

- Use both hands.
- Press the aspiration unit to the maximum level.
- During the emptying procedure the non-return valves prevent exudate backflow.

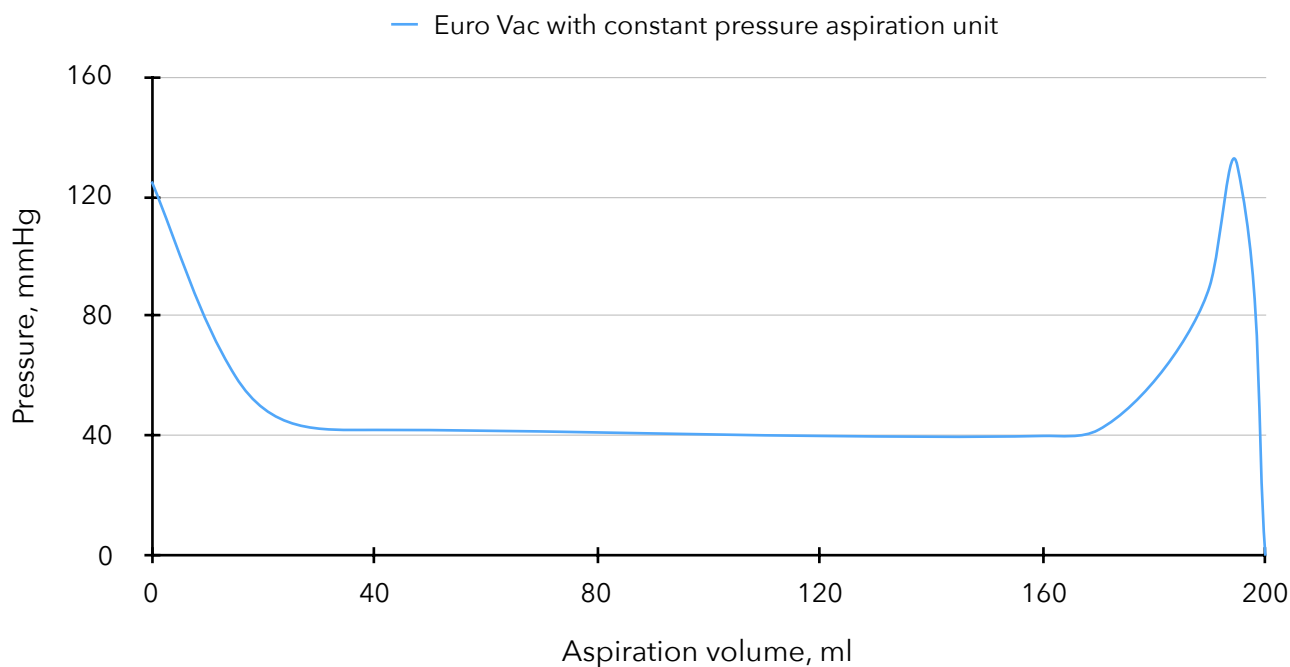
COLLECTION BAG SUBSTITUTION

- To remove the bag twist it 90° anticlockwise.
- The new bag is positioned correctly when the arrows on the aspiration unit and the bag connectors are aligned.
- It is possible to remove the collection bag to save more space during deambulation.



TECHNICAL AND ORDERING DETAILS

EURO VAC MINI



Maximum capacity: 200 cc

Initial aspiration capacity above wound level: 100 cc

Initial aspiration capacity below wound level (passive mode): 150 cc

Tube length: 90 cm

Aspiration unit size: diam. 8 cm

Collection bag size: diam. 20 cm

REF EV-MS1 EuroVac Mini with collection bag

REF EV-MN1 EuroVac Mini without collection bag

REF EV-S00 Collection bag

Exclusive distributor:



UNI EN ISO 13485:2012 - UNI EN ISO 9001:2008

Via Gramsci, 9 - 40018 San Pietro in Casale (BO) - Tel.: +39.051.817902 - 051.810572 - Fax: +39.051.817845

E-mail: info@simalia.it - Web: www.simalia.it