

Problems with drains occluding?

MORE INFORMATION ABOUT THE DEVICE

The SIM DRAIN unites the characteristics of a silicone drain with a fibrin and coagulate absorbing system.

Where to use the system:

- Mastectomy CH 15/24
- Cholecystectomy CH 24/29
- Pancreatectomy CH 24/29
- Aorta aneurism CH 21/24
- Hemicolectomy CH 21/24
- Abdominal surgery CH 21/24
- Thyroid surgery CH 15
- Bladder surgery CH 24/29
- Renal surgery CH 24/29
- Hernia surgery CH 24/29
- Maxilo-facial surgery CH 15

With what is the system used:

Can be connected to virtually all aspiration systems, without counter-indications.

Specifications

Single packaged in double sterile packaging. Box of 20 pcs. Gamma ray sterilised.

SIM DRAIN CODE TABLE:

(length, 50 cm tube, shore 62, 8 holes)

Ø int. mm.	Ø ext. mm.	Ø holes mm.	CH Int.	CH Ext.	CODE
3,35	5,5	4	10	15	C03350550W6R
3,18	6,35	4	10	19	C03180635W6R
5	7	5	15	21	C05000700W6R
4,8	7,9	5	14	24	C04800790W6R
6,4	9,5	7	19	29	C06400950W6R
6,4	11	8	19	33	C06401100W6R

CLINICAL STUDIES:

- Bibliography available on request

CONCLUSIONS:

Inter-operative drainages are indispensable for an excellent outcome of every surgical operation where accumulations of exudates occur. However, even today in the age of advanced technology, the large majority of drainage tubes become partially or totally occluded within tens of hours following their positioning.

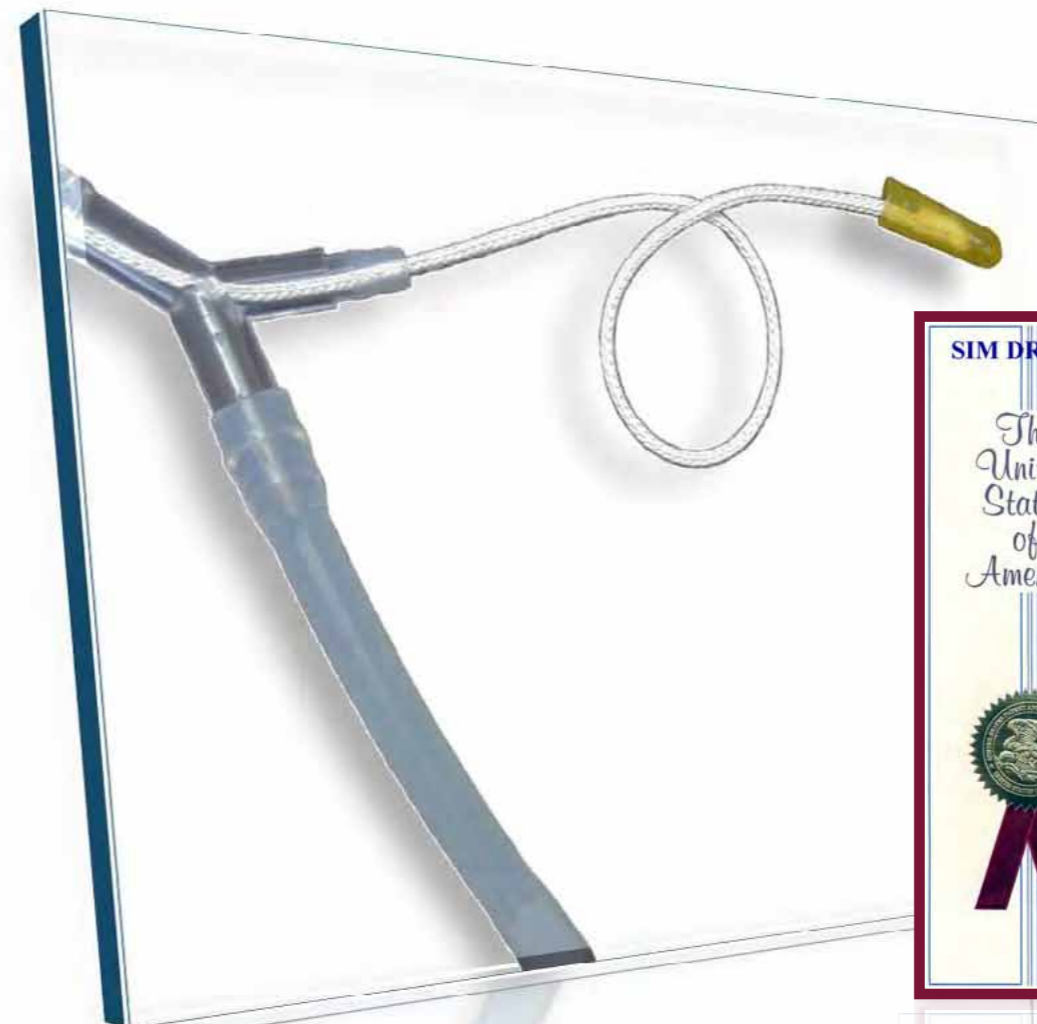

This causes a series of social, ethical and economic inconveniences for both the health personnel and the patient. It was therefore following several years of research performed by two important Universities that the SIM DRAIN was developed so that finally these problems could be resolved with simplicity and surprising practicality.

In particular, given the fast, high absorbency, the plasmatic proteins completely saturate the textile core of the drainage tube, impeding the regular formation of coagulates which commonly block the functioning of currently available inert systems.

Hence, the development of this new Medical Device, which can be considered innovative compared to the selection of drainages currently available on the market because of its particular indications for day surgery and surgeries that permit early patient release, thanks to its practical and simple use. It is therefore possible to "wear" the collection bag close to the body, thereby being able to conduct a normal life both at work and at home.



CLASS IIa
RULE 7



The innovative patented "Sim Drain" system permits easy, safe drainage without problems of obstruction

Manufactured by:



Via Gramsci, 9
40018 San Pietro in Casale
BOLOGNA - ITALY
Tel. 051.817902 - Fax 051.817845
E-Mail: medeuropa@simitalia.it
WEB: www.simitalia.it/medeuropa/

Distributed by:



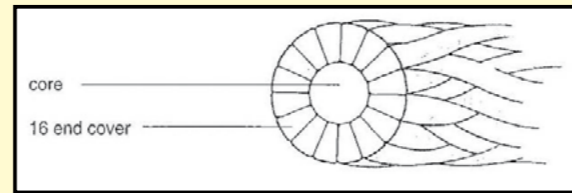
Società Certificata
UNI EN ISO 13485:2004 - UNI EN ISO 9001:2008
Via Gramsci, 9 - 40018 San Pietro in Casale (BO)
Tel. 051.817902 - 051.817850 - Fax 051.817845
E-Mail: info@simitalia.it WEB: www.simitalia.it

1

EXTERNAL OUTFLOW OF BLOOD AND EXUDATE BY GRAVITY AND CAPILLARITY

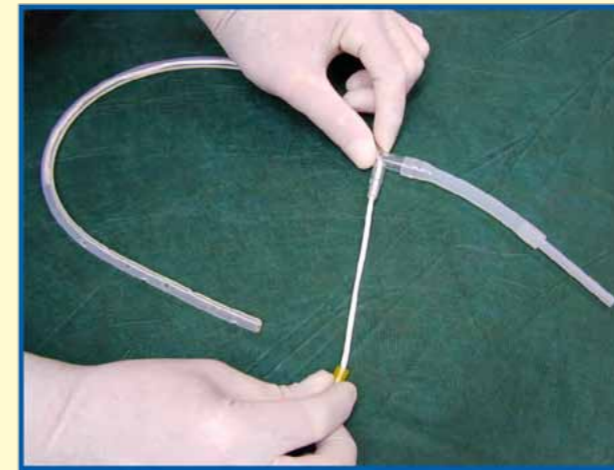


HIGH DRAINING CAPACITY of the special, high quality silk cord that absorbs fibrin, slows occlusion of the drain. The cord consists of an internal core formed of 3 twisted cloverleaf cords and the external part which is composed of 8, 12 or 16 twisted cloverleaf cords.



"RE-OPENING" EFFECT

2



In the event of occlusion of the drain, the "Y" connector allows easy removal of the multi-filament silk cord, thus RE-OPENING the drain and reactivating the normal drainage capacity.

3

NON-TRAUMATIC HOLES WITH CONICAL TRUNK SECTION

The particular form of the completely smooth drainage surface holes AVOID TISSUE ENGLOBEMENT and facilitate the removal of the drainage in a Non-traumatic manner.

The "Redon" type drainage tube made of radiopaque medical grade silicone DOES NOT ADHERE TO TISSUES. This facilitates removal and is less painful for the patient.

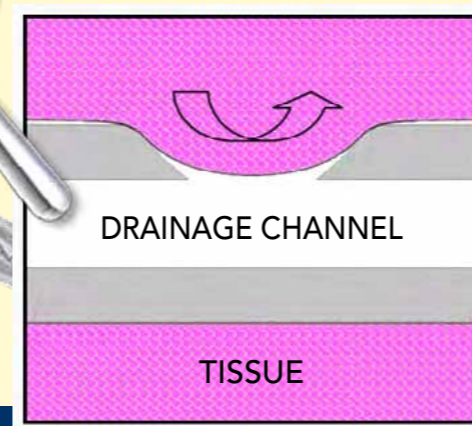
NON-TRAUMATIC BLUNT TIP



ADVANTAGES

1. High draining capacity supplied by the high capillarity of the silk cord
2. Opportunity to re-open the drain using the self-cleaning ("Re-opening") system
3. Maximum non-traumatic drainage holes

Holes are made singularly using a computerised robot (CNC)



Manufactured in a 10.000 class Cleanroom under a Certified company Quality System

